




Automate your Field




SIGHT FLOW INDICATORS

SIGHT FLOW INDICATORS

Sight flow indicators provide an effective way to view the condition of liquids flowing through industrial process lines. These indicators assure flow rate, flow direction & condition of the medium. Sight flow indicators allow operators to observe the color and clarity of liquids through a window.

They can be equipped with mechanisms for enhancing visual observation of flow such as rotators for clear fluids like water, flappers for flow direction and intensity, and drip tubes for very low flows or they can be plain-style with no indicator. Teflon® lined sight flows are used for corrosive environments and to safeguard against chemical reactions.

For corrosive media applications, PTFE lined Sight Flow Indicators are also available. These are inert to many chemicals.



Sight Flow Indicators

Mechanisms available:

Rotary Type- Series 10

Best suited for lines carrying dark solutions where direction of rotor indicates flow direction.

Flapper Type- Series 20

Best suited for lines carrying transparent or slightly opaque solutions where position of flap indicates variation in flow rate. Recommended for Horizontal & vertically upward flow direction.

Drip Type- Series 30

Best suited for lines having intermittent flow where flow can be seen through dripping. Recommended for downward vertical flow.

Screw end connection indicators are available for pipe size ½” through 2” with pressure rating 150PSIG

Type 10S, 20S, 30S 150PSIG

PIPE SIZE		½”	¾”	1”	1 ¼”	1 ½”	2”
DIMENSIONS	L	95	95	108	140	140	158
(mm)	D	31	31	32	55	55	63

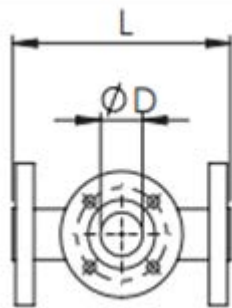
Flange end connection indicators are available for pipe size ½” through 8” with pressure rating 150 PSIG & 300PSIG

Type 10F, 20F, 30F 300 PSIG

PIPE SIZE	DIMENSIONS (mm)	
	L	D
½” & ¾”	150	25
1”	175	32
1 ½”	190	48
2”	219	50
2 ½” & 3”	289	81
4”	336	108
6”	543	140
8”	585	140

Type 10F, 20F, 30F 150 PSIG

PIPE SIZE	DIMENSIONS (mm)	
	L	D
½” & ¾”	117	29
1”	143	32
1 ½”	165	48
2”	200	50
2 ½” & 3”	239	81
4”	280	111
6”	365	175
8”	415	214



PTFE / PFA lined sight flow indicators can be supplied depending on the customer.



INDIA

HEAD OFFICE & FACTORY

SHRIDHAN Automation Pvt.Ltd.

#B-54, KSSIDC Industrial Estate, Kumbalgodu, Mysore Road
Bangalore-560074

INDIA

Phone: +91-80-28437847/848

UNIT 2:

SHRIDHAN Automation Pvt.Ltd.

#D-13, KIADB Industrial Area, Kumbalgodu, Mysore Road
Bangalore-560074

INDIA

Email : info@shridhan.com

Website : www.shridhan.com

MIDDLE EAST

Orbit Automation FZE

#R4-40 , PO Box - 122828

SAIF Zone, Sharjah, UAE

(A 100% SUBSIDIARY OF SHRIDHAN Automation. , INDIA)

Contact : +97155-9347963 / +97155-1883375

Email : me@shridhan.com

Indian Marketing Network

Mangalore | New Delhi | Ahmedabad | Pune | Mumbai | Chennai

International Marketing Network

Middle East | Singapore | Malaysia | Thailand | Netherlands | USA