



**FLOAT & DISPLACER
TYPE LEVEL SWITCHES**

4. BEND VERSION MAGNETIC FLOAT LEVEL SWITCHES- BVFS

Bend version float switches are used for applications where in there is a mounting constraint from the top. These bend version level switches have rugged construction and can be used for both indoor & outdoor applications.

4.1 CONSTRUCTION AND OPERATION

Magnetic Reed switch being the sensing element, the float switch operates on a simple principle. A float encircling a fixed stationary stem, is equipped with powerful permanent magnet. As the float rises or falls with liquid level, the magnetic field generated by the magnet that is present within the float actuates a hermetically sealed Reed switch mounted inside the stem at a preset level. This in turn makes or breaks the contact of the Reed switch.

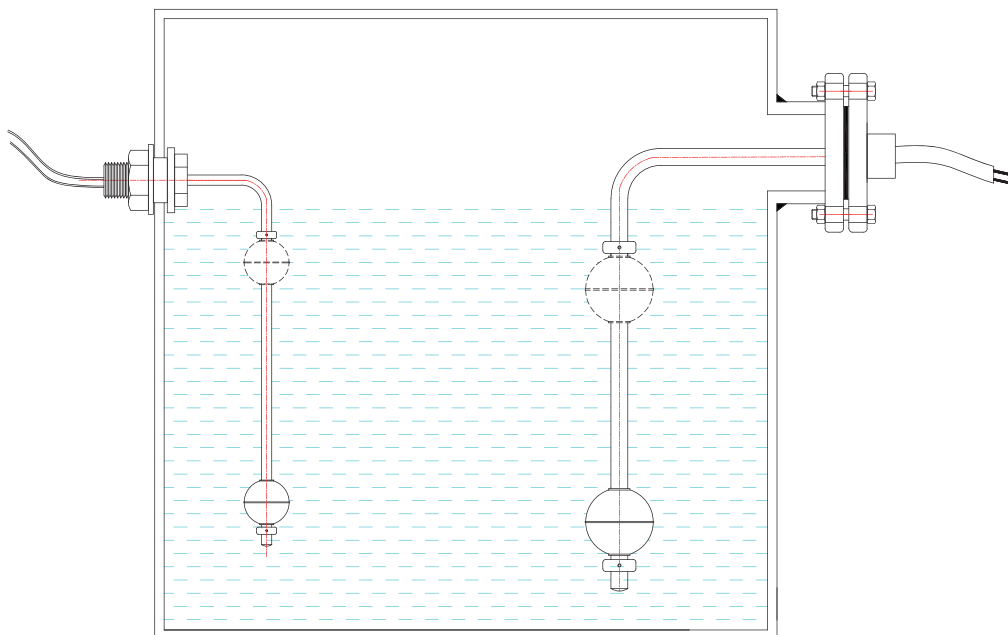


**Bend version with
Weather Proof enclosure**



**Bend version with
free lead cable**

TYPICAL INSTALLATION INSIDE THE TANKS



4.2 GENERAL SPECIFICATIONS

Enclosure	Cast Al., Weather-proof to IP67 Ex-proof to IP66 Gr. IIA & IIB DIN Polyamide connector.
Conduit Connection	Brass, ¾" ET / ½" NPT / M20 x 1.5
Guided Stem MOC	SS316 SS304
Float MOC x Size	SS316 x Ø25, Ø28, Ø30, Ø41, Ø52, Ø89, PU Foam X Ø25, and Ø35
Stem OD	Ø8, Ø12.7 in SS316 / SS304
Operating Temperature	SS316-Ø52, Ø41 up to 150°, Ø25, Ø28, and Ø30 up to 100°C. PU Foam- Ø25, Ø35 up to 60°C.
Operating pressure max.	SS316-Ø52, Ø41 up to 20 Kg/cm², Ø25, Ø28, Ø30 up to 8Kg/cm². PU Foam- Ø25, Ø35 –Atmospheric
Min. specific gravity	0.7
No. of Floats	Single / Multiple (Max. 4) (More available on request)
Process Connections	Flanged / Triclover Flange / Threaded
Pre-set Levels	1 to 4 (Factory Set) (More available on request)
Switch type	Glass encapsulated hermetically sealed Reed contacts.
Switching capacity	15VA (NO) / 100VA (NO) or 3VA (1C/O) / 50VA (1C/O)
Differential	Fixed (10± 2 mm)
Accuracy / Repeatability	± 2mm / ± 1mm
Load	Resistive / Inductive
Insulation	100 Mega-Ohms at 500V DC
Special features	Intrinsically safe to Ex ib, Gr. IIA, IIB

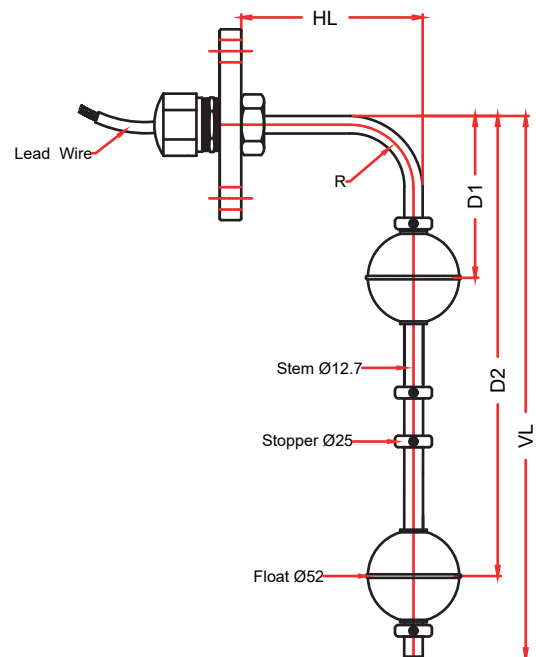
4.3 ORDERING INFORMATION

Specify part no., as given in the catalog for vertical mounting magnetic float level switches, guide stem length, preset levels D1, D2, D3 etc., Specific gravity, operating temperature & pressure.

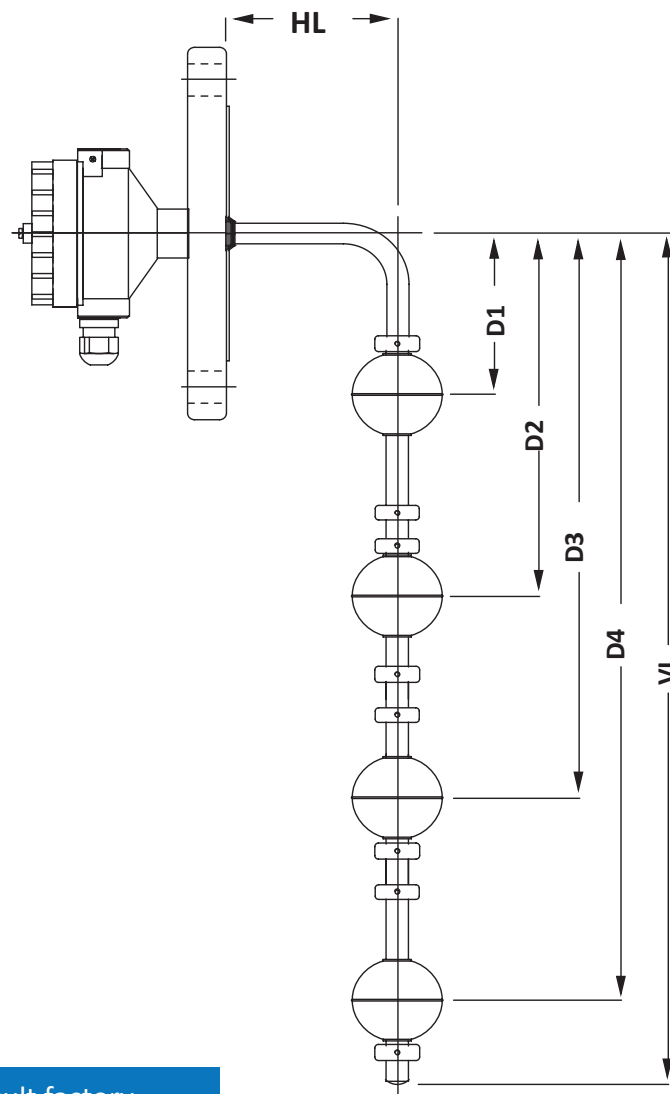
Note:-

- 1: Maximum Number of Contacts: Four
- 2: Change Over Contacts option also available

CONSTRUCTION DETAILS FOR BEND VERSION FLOAT SWITCHES



Type	BVFS E-D-2-S4-2	BVFS D-D-2-S4-2
Material Type (Wetted Parts)	304 / 316 / 316L	304 / 316 / 316L
Float Material	SS 316	SS 316
Terminal Type	Explosion Proof- IP66 Gr. IIA, IIB, IIC	Weather Proof- IP67 / Cast Al.
Process Connection	2" 150 # ANSI Flange.	2" 150 # ANSI Flange.
Guided Stem	Ø12.7 mm	Ø12.7 mm
Probe Length	Up to 1000 mm *	Up to 1000 mm *
Float	Ø52 mm	Ø52 mm
Specific Gravity	0.8	0.8
Design Pressure	20 Kg/cm ²	20 Kg/cm ²
Design Temperature	Up to 150°C	Up to 150°C
Ingress protection Class	IP 66	IP 67
Mounting Position	Horizontal	Horizontal
	Electrical Specifications	Electrical Specifications
Function	Normally Open	Normally Open
Switching Capacity	300 VDC / 240 V AC / 3A / 100VA	300 VDC / 240 V AC / 3A / 100VA
Number of Contacts	4 contacts	4 contacts



* For Extended lengths, consult factory.



Head office and Manufacturing - 1

SHRIDHAN Automation Pvt. Ltd.
#B-54, KSSIDC Industrial Estate,
Kumbalgodu, Mysore Road,
Bangalore-560074. India.
+91-80-28437847, +91 80 - 28437848
info@shridhan.com

Manufacturing - 2

SHRIDHAN Automation Pvt. Ltd.
#D-13 KIADB Industrial Area,
Kumbalgodu, Mysore Road,
Bangalore-560074. India.
+91-80-28437847, +91 80 - 28437848
info@shridhan.com

Middle East

ORBIT Automation FZE
#R4-40 A, PO Box - 122828,
SAIF Zone, Sharjah, UAE.

A 100% Subsidiary of
SHRIDHAN Automation Pvt. Ltd., India.
Ph:+97155 - 9347963,+97155 - 1883375
me@shridhan.com

